

## Learning Activity

This resource provides learning activities for your students using People's Collection Wales. It can also be used as a template for creating your own activities using the People's Collection Wales website.



**Progression Step**

**3**



**Subject**

**Using Archives to Explore Local History**



**Title**

**On Your Doorstep - Census Returns**

*Using archives to explore local history*



**Author**

**Royal Commission on the Ancient and Historic Monuments of Wales and the following local archives: Gwent Archives; Pembrokeshire Archives; Anglesey Archives; Wrexham Archives and Local Studies Services.**

## Using Archives to Explore Local History - Census Returns

This resource explores how you can investigate the history of your locality using census returns as a type of source found in local and national archives or record offices in Wales. It forms part of a series forming the basic building blocks for finding out about local history.

The resource is intended as a guide for teachers, helping them to use primary sources in the classroom. The resource can also help teachers work with their local archive to locate similar sources for their own locality. It aims to introduce teachers and students to the types of archival sources used for local history and to familiarise them with the form, appearance and content of the sources.

## On Your Doorstep - Census Returns - Learning Objectives

### Learners will understand:

- The role of the archives in providing important historical sources.
- The role of using census returns as a type of historical source.
- What life was like in the late nineteenth and early twentieth century in their own locality compared to other localities across Wales.

### Learners will be able to:

#### **Subject Curriculum—History**

- Use a range of sources, including ICT, to search for information.
- Ask and answer relevant questions about the past.
- Identify differences between ways of life at different times.
- Identify the ways in which the past is represented and interpreted.
- Select, record and organise historical information.

#### **Literacy Framework**

- Identify main ideas, events and supporting details.
- Gain an understanding of unfamiliar information.
- Carry out research to develop a full understanding.
- Organise and analyse relevant information.
- Plan and adapt writing style to suit the audience and purpose.
- Use a structure that is appropriate to the purpose and focus of the writing.

## On Your Doorstep - Census Returns - Skills focus

### **Thinking**

- Asking questions.
- Activating prior knowledge, skills and understanding.
- Gathering information.
- Determining the process/method and strategy.
- Considering evidence, information and ideas.

### **Communication**

- Developing and presenting information and ideas.
- Locating, selecting and using information using reading strategies.
- Organising ideas and information.
- Writing accurately.
- Communicating information.

### **ICT**

- Finding and developing information and ideas.
- Creating and presenting information and ideas.

## On Your Doorstep - Introductory Text

### Introduction

This resource forms part of a series of eight. Each resource in the series introduces a different type of historical source. The types of historical sources introduced in this resource are typically what you might look at during a local history project and they are all available from local archives.

The different types of sources introduced are:

#### **The Census**

- Tithe and Ordnance Survey Maps
- School Log Books
- Photographs
- Parish Registers – baptisms and deaths
- Trade Directories
- Sales Catalogues
- Newspapers

The exemplar historical sources in each resource come from four localities across Wales: Holyhead, Blaenavon, Saundersfoot and Wrexham. They cover the late nineteenth and early twentieth centuries. Using these as examples, it is possible to explore, make connections and comparisons, ask and answer questions, discover landscapes and people, and the links between them.

There is a short film introducing archives and for each type of source there is an additional short film explaining the type of source and how we can use it to find out more about local history. A transcript of the films and thumbnail images are included in the **teachers' notes**. The full size images are available by following the links to the People's Collection Wales website.

Each resource in the series has several **online tasks** for pupils which use the sources from the four localities. These sources can be viewed online at the People's Collection Wales website by following the links on the pupil task sheets. There are also **additional activities** that suggest ways in which pupils could use sources from local archives to investigate local history on their doorstep. These additional activities enable pupils to compare and contrast their own locality with those across Wales. There is a contact list for local and national archives throughout Wales at the end of the teachers' notes.


[View the film - The Archive and the Archivist](#)

## On Your Doorstep - Introductory Film - Census Returns

This is a short filmed introduction with an archivist explaining census returns as a type of source and how we can use them to find out more about local history.

<http://www.peoplescollectionwales.co.uk/items/391968>

## Looking at Archives - *Census Returns*



### Using census returns

The 1891 census was taken on the night of 5 April 1891. For the first time, and only in Wales, the census return included the language spoken.

There are four examples of census returns, each one from a different area in Wales, which should be used with the online pupil tasks. Each example shows only one page of the census.

- 18 - 23 Wynne St, Holyhead, 1891
- 5 - 10 Prince St, Blaenavon, 1891
- 13 – 20 Railway St, Saundersfoot, 1891
- 1-5 Charles Street, Wrexham, 1861

Additional activities are also suggested in this resource; these additional activities rely on census returns sourced from your local archives.

It is important that the students work with the original image of the census return first. Transcripts of the census returns are available at the back of the teacher's notes, where a link to view them on the People's Collection Wales is also provided. It is best to offer the pupils this transcript once they have explored the images of the original census returns.

Where part of a household has been entered on a previous or following page in the original census return, the transcript includes the extra members of the household.

During the tasks, look at all the census returns in the online collections on the People's Collection Wales website. Comparing the census returns gives a lot of useful information about similarities and differences in various parts of Wales in the late nineteenth century and early twentieth century. Use the links to the People's Collection Wales website to see the census returns online.

## On Your Doorstep - Census Returns / Task 1

**What can we learn about families in the late nineteenth century from the census?**

Study the census returns from the collection below to help you answer this question

**Here are some questions to help you with your task.**

For each of the streets look at the relationship between people living in the same household. What do you notice?

Can you find any evidence that families tended to be larger than they are now?

What do you think happened if someone was not at home on the night of the census? Is there any evidence to suggest they may not then have been included as living at that address?

### Collection for Task 1

[Link to collection on People's Collection Wales website](#)

## On Your Doorstep - Census Returns / Task 2

**What can we learn about the size of houses in the late nineteenth century from the census?**

Study the census returns from the collection below.

**Here are some questions to help you with your task.**

6-8 Princes Street in Blaenavon were all very small houses with only 3 rooms. How many people were living in these 3 room houses? How would the Waters family manage to live in such a small house? Are there any other families living in small houses?

Look at the rest of the census returns. Do any of the families live in larger houses? Why do you think this is?

### Collection for Task 2

[Link to collection on People's Collection Wales website](#)

## On Your Doorstep - Census Returns / Task 3

### What can we learn about work and occupations in the late nineteenth century from the census?

Study the census returns from the collection below.

**Here are some questions to help you with your task.**

What do the occupations suggest about the main industries in Blaenavon in 1891? Are there similarities with Saundersfoot, Wrexham and Holyhead?

Two women are listed as Heads of the Household - can you explain this?

Can you work out at approximately what age girls finished their education? Is this the same for the boys?

### Collection for Task 3

[Link to collection on People's Collection Wales website](#)

## On Your Doorstep - Census Returns / Task 4

### What can we learn about the movement of people in the late nineteenth century from the census?

Study the census returns from the collection below.

**Here are some questions to help you with your task.**

What do the birthplaces tell us about how far some people travelled in the nineteenth century? Why might these people have moved and now be in Holyhead, Saundersfoot, Wrexham or Blaenavon?

What do the birthplaces tell us about the Peers family and how they moved round the country? Are there other families who have members who have moved since they were born?

### Collection for Task 4

[Link to collection on People's Collection Wales website](#)

## On Your Doorstep - Census Returns / Task 5

**What can we learn about language in the late nineteenth century from the census?**

Study the census returns from the collection below.

**Here are some questions to help you with your task.**

The language column tells us how much or how little Welsh was spoken in these places in 1891. Where on the four streets were you most likely to hear Welsh spoken?

Do you think this is the same today?

How can you account for the differences between the four streets in 1891?

Are the families where both parents speak the same language more or less likely to speak that language with their children? What happens when only one parent speaks Welsh?

### Collection for Task 5

[Link to collection on People's Collection Wales website](#)

***Well done you have finished your tasks and you have collected lots of information using census returns.***

**Now it's over to you to find out more.**

You can visit or ask your local record office or archive for examples of census returns for your own area.

Walk through your local area, village or high street and see if you can identify any remaining streets or buildings that are noted on the census returns. Take a photograph of the same streets now. You could develop a classroom exhibition of local census returns and, if the buildings still survive, what do they look like now?

**What new questions would you like answers to?**

You can do more research online, at archives, local record offices, museums and at your local library.

Find your local archive or record office @ <http://www.archiveswales.org.uk/>

Find your local museum @ <http://www.culture24.org.uk/places+to+go/wales>

The National Library of Wales @ <http://www.llgc.org.uk>

People's Collection Wales @ [www.peoplescollectionwales.co.uk](http://www.peoplescollectionwales.co.uk)

Royal Commission on the Ancient and Historic Monuments of Wales @ <http://www.rcahmw.gov.uk>

Coflein @ <http://www.coflein.gov.uk/>

## Additional Activities - Family Life

Using census returns from your local archives compare how family life in your local area differs from that of the other localities during the late nineteenth century.

### LEARNING ACTIVITIES

#### *Discussion*

Look at census returns from your local archives. What do they tell us about family life and how does that compare to the family life of the other localities in Wales?

How does the family life in your locality depicted in the census differ from family life today?

#### *Looking at census returns - write your own census*




After studying census returns for your locality, each pupil or group of pupils could write a modern day census for the class pupils and their families.

Discussion topics might include the following information:

- Categories they wish to include in the census. Why have they chosen these categories?
- What questions they would need to ask each pupil to find out the required information.
- How about children that are away from school that day? Should they be included?

#### *Ideas for further follow on activities:*

- Look at the census returns from [Collection 1](#). How many different generations are there in the four streets we are looking at?
- Look at the census for your local area. How many different generations are there in the streets in your local area?



## Additional Activities - Housing

Using census returns from your local archives compare how housing in your local area differs from that of the other localities during the late nineteenth century.

### LEARNING ACTIVITIES

#### *Discussion*

Look at census returns from your local archives. How many people lived in the houses? How large or small were the houses?

How does this compare to the other localities and today?

#### *Looking at housing in the late nineteenth century - produce an article about life in a late nineteenth century house*

After studying the census returns from the archive, each pupil produces an article about what life in the late nineteenth century was like and where they might have lived. This can include an archival photograph of the type of house where they might have lived or they could produce a drawing of the house. They could also include Ordnance Survey maps from the local archive depicting their street and locality.




The pupils may include the following information in their article:

- Their address.
- A brief description of the neighbourhood in which they live.
- Who lives in the house? What are their ages and occupations?
- A plan of the layout of the inside of the house.
- A map of the local area and streets.

#### *Ideas for further follow on activities:*

- Look at the census returns in [Collection 1](#). Can you work out how the Waters family of Blaenavon and the Samuel-Stuart family of Holyhead managed to live in such small spaces?
- How about the families in your local census returns? Have you discovered any large families living in small houses. What did these families do? Compare them to families on the census who lived in larger houses. What differences can you see?

**Showcase your research as a school collection on the People's Collection Wales website.**



### Additional Activities - Work and Occupations

Using census returns from your local archives compare how people's work and occupations in your local area differ from that of the other localities during the late nineteenth century.

#### LEARNING ACTIVITIES

##### *Discussion*

Look at the census returns from your local archives. How do people's work and occupations differ from the other localities and from today's occupations? Can you identify all the occupations? Which ones are still common today? Are there any that no longer exist?

##### ***Looking at work and occupations in the late nineteenth century - researching local occupations***

After studying the census returns, each pupil or group of pupils researches the work and occupations which were common in their locality. They can also use trade directories and photographs from the local archives to help with their research.




Discussion topics might include the following information:

- The types of occupation.
- How did these occupations compare? Were both men and women employed in the occupation? Were children employed?
- How much money did people earn?
- What would the working conditions have been like for each of the occupations?

***Other follow on activities could include:***

- Look at the census return for Blaenavon in [Collection 1](#). When girls left school what sorts of opportunities were available for them in 1891? Based on the limited evidence can you decide whether this was the same in Saundersfoot or Holyhead or your own locality?
- What evidence is there that women worked before marriage and probably kept working after marriage even if the census didn't usually record this?
- Look at the census return for Saundersfoot in [Collection 1](#). There are three widows living in Railway Street. Can you work out how widows supported themselves in the days before old age pension? Look at examples from Holyhead and Blaenavon to see how widows and older single women managed to support themselves there. What are the similarities and differences? How do they compare to your area in the nineteenth century?

**Showcase your research as a school collection on the People's Collection Wales website.**



### Additional Activities - The Movement of People

Using census returns from your local archives compare how the movement of people in your local area differs from that of the other localities during the late nineteenth century.

#### LEARNING ACTIVITIES

##### *Discussion*

Look at the census returns from your local archives during the late nineteenth century. Compare the birthplace of the person to where their address is. Can you see any evidence of people moving? How does this compare to the other localities? How does this compare with today? Why do you think people moved?

##### *Looking at the movement of people in the late nineteenth century - investigating the movement of pupils in the class.*




After studying the census returns, each pupil or group of pupils investigates the movements of pupils in the class. Have their classmates moved during their childhood? Where were they born? Where were their parents born? Where were their grandparents born?

Discussion topics might include the following information:

- The name and birthplace of the pupil.
- Where does the pupil live now?
- How many times has the pupil moved?
- Why have people moved?
- Where are the pupils parents from? How about other family members - aunts, uncles, older brothers and sisters?
- The pupils could then compare their findings to those of the late nineteenth century census. How about other census returns? Can you find any on the People's Collection Wales website?

##### *Other follow on activities could include:*

- Look at the census returns in [Collection 1](#). If you look at the birthplaces of the people living between 5 and 10 Prince Street in Blaenavon what do you notice? Why do you think the lodgers in the Victoria Hotel were staying there? How does this compare to the other localities and your own area?



## Additional Activities - The Spoken Language

Using census returns from your local archives compare how the spoken language in your local area differs from that of the other localities during the late nineteenth century.

### LEARNING ACTIVITIES

#### *Discussion*

Look at the census returns from your local archives during the late nineteenth century. How does the language differ from the other localities and from languages you hear today in your local area?

#### ***Looking at the movement of people in the late nineteenth century - investigating the language of pupils in the class.***




After studying the census returns, each pupil or group of pupils investigates the language of pupils in the class. Which languages do their classmates speak? Have they learnt any languages which their family do not speak?

Discussion topics might include the following information:

- The name and birthplace of the pupil.
- Which languages do the pupil speak?
- When did they learn these languages?
- What languages do their parents speak? How about other members of their family? Grandparents, aunts, uncles?
- How do these results compare to those of the late nineteenth century census. How about other census returns from other areas? Can you find any other census returns on People's Collection Wales website?

#### ***Other follow on activities could include:***

- Look at the census returns in [Collection 1](#). In the Llewelyn and Waters households in Blaenavon, only one parent speaks both Welsh and English, but all their children only speak English. Can you explain why this might be so and also what this tells you about the use of the Welsh language at this time?
- Do the three people who speak Welsh and English in Saundersfoot come from there? Is there evidence that, like in Blaenavon, parents were not speaking Welsh with their children?





To help people use the census returns surname indices have been produced and this helps to explain why so many family historians use these records: they help people trace their ancestors. However, the census can be used for many more research interests as our example from the 1891 census return for Saundersfoot shows.

### **So, what information can we find on a census return?**

As we can see from our example on the previous page, the census return lists names of people but it is arranged by place (the bit across the top), then by street (column 2) and finally by building (column 3). Although it is a printed form it is filled in by hand. Sometimes they can be hard to read if the person filling in the form had poor handwriting and, as you can see from this example, other marks have been added when it was checked making it even more difficult to read. Also, mistakes could be made when the forms were being completed which can lead to spelling mistakes in names or even the wrong name entirely being recorded.

If we look at column 2, the address, straight away we can learn something about Saundersfoot's past. The name of the street is "Railway Street". This street name no longer exists as it was renamed "The Strand", but at the time of the census in 1891 it was known as Railway Street. Saundersfoot was part of a coal industry and Railway Street actually had a railway line running along it! Saundersfoot today is probably better known as a tourist attraction and not as a place of thriving industry based on coal mining and sea trade.

However, if we look at column 11 we see that the professions support Saundersfoot's trading history. Harry J Read is listed as a shipwright and boat builder while John Rees is a coal miner and Elizabeth Rees (aged 62) is a coal miner's widow, which gives us some indication of the dangers of coal mining.

The census also show us how big some families were and sometimes how cramped the living conditions could be. There were 9 people living in 13 Railway Street: the 2 parents and 7 children aged from 19 down to 3. Eleanor Read, at 16 years of age, was already working as a Telegraph and Post Office clerk, possibly quite young to be holding such a position. What else does this example show us?

If we look at column 15 we see that on this page of the return at least the people living in Saundersfoot had not moved very far in their lifetime. Most of them were born either in Saundersfoot or nearby. This suggests that they did not need to move around to find work (unlike so often today) and the professions listed show us a variety of jobs undertaken in Saundersfoot: for example, dress maker; laundress; smith; sailor; grocer's assistant; and labourer. This fact also suggests that Saundersfoot was quite self-sufficient: the people of Saundersfoot did not need to go to another town or village to buy provisions and have things mended, for example.

What about the language of communication? The 1891 census was the first one to ask about the languages spoken. This is recorded in column 17. If people spoke English only then they were to write "English"; if Welsh only then they wrote "Welsh". If they could speak both languages then they were to enter "both" in the column. As we can see from this example, very few people spoke Welsh and everyone spoke English. Two of the three people who could speak Welsh came originally from areas where Welsh was more widely spoken. This suggests that at the end of the nineteenth century English was the dominant language.

# On Your Doorstep - Census Returns / Teachers' Notes

So, in this one example we have learned about Saundersfoot's coal mining and sea-faring past; the size of households and who was living there; some of the trades and occupations people were involved in; how far they moved from their places of birth; and how prevalent was the use of the Welsh language in Victorian Wales.

All this historical information has come from just one historical source: the census.

You can ask your local record office or archive for copies of the 1891 census for your own area and see how that compares with these.

## Transcripts for the Census Returns

Transcripts are available for the following:

- 18 - 23 Wynne St, Holyhead, 1891
- 5 - 10 Prince St, Blaenavon, 1891
- 13 - 20 Railway St, Saundersfoot, 1891
- 1- 5 Charles Street, Wrexham, 1861

Transcript of the 1891 Holyhead Census, 18-23 Wynne Street

SCHEDULE	ROAD, ST etc	NO or NAME	No. Rooms if <5	SURNAME	1ST NAME	RELATION TO	CONDITION	SEX	AGE	OCCUPATION	BORN	CITY/TOWN	1. Deaf & Dumb, 2. Blind, 3. Lunatic etc	LANGUAGE	
54	Wynne Street	No.18	4	Leonard	John		Single	Male	73	Tramp	Ireland			English	
				Morgan	Edward		Do	Male	56	Do	Shropshire			Both	
				McLester	Barny		Widower	Male	60	Do	Ireland			English	
				Mutrey	Charles		Single	Male	45	Do	Ireland			English	
				Caffrey	James		Do	Male	26	Do	America			English	
65	Do	No.19	4	Samuel	Mary	Head	Widow	Female	69	Lodginghouse Keeper	Anglesea	Llangefni		Welsh	
				Stewart	Catherine	Daughter	Married	Female	31		Do	Holyhead		Welsh	
				Stewart	William	Gr Son		Male	12		Do	Do		Welsh	
				Do	Robert J	Do		Male	9		Do	Do		Welsh	
				Do	Maggie A	Gr. Daughter		Female	4		Do	Do		Welsh	
				Do	James	Gr. Son		Male	2		Do	Do		Welsh	
				Do	Mary E	Gr Daughter		Female	1 month		Do	Do		Welsh	
				Samuel	James	Adopted Son	Single	Male	22	Boiler Maker	Do	Do		Welsh	
66	Do	No.20	4	Hughes	William	Head	Married	Male	29	Plasterer	Do	Do		Welsh	
				Do	Ellen	Wife	Do	Female	25		Do	Do		Welsh	
				Do	William J	Son		Male	6		Do	Do		Welsh	
				Hughes	Maggie	Daughter		Female	4		Do	Do		Welsh	
				Hughes	Lydia	Do		Female	2		Do	Do		Welsh	
67	Do	No.21	4	Peers	William H	Head	Married	Male	41	Coach Painter	Cheshire	Chester		English	
				Peers	Sarah M	Wife	Do	Female	40		Kent	Maidstone		English	
				Peers	Mary E	Daughter	Single	Female	13		Hampshire	Portsmouth		English	
				Peers	Henry E	Son		Male	10		Kent	Dover		English	
				Peers	William G	Do		Male	5		Anglesea	Holyhead		English	
				Peers	Victor H	Do		Male	1		Do	Do		English	
68	Do	No. 22	4	Jones	Ruth	Wife	Married	Female	36		Caernarvonshire	Caernarvon		Welsh	
				Jones	Mary J	Daughter		Female	7 months		Anglesea	Holyhead			
				Williams	Anne	Visitor	Single	Female	55		Do	Do		Welsh	
69	Do	No.23	4	Parry	Absalom	Head	Married	Male	36	General Labourer	Do	Do		Both	
				Do	Ellen	Wife	Do	Female	29		Do	Llanerchymedd		Welsh	
				Do	Parry	John R	Son		Male	8		Do	Holyhead		Welsh
				Do	Parry	Lewis	Son		Male	4		Do	Llanerchymedd		Welsh
				Do	Parry	William H.	Son		Male	2		Do	Holyhead		Welsh
		(Continued)		Williams	Lewis	Brother-in-law	Single	Male	27	Taylor	Do	Llanerchymedd		Both	

# On Your Doorstep - Census Returns / Teachers' Notes

## Transcript of the 1861 Wrexham Census, 1 - 5 Charles Street

No. of Schedule	Borough or Township of Wrexham Regis	Municipal Borough of Wrexham	Municipal Ward of	Parliamentary Borough of Wrexham	Town of Wrexham	Hamlet or Tything & co of		Ecclesiastical Parish	Where Born	
						Age of				
	Road, Street, &co, and No or Name of House	Houses Inhabited	Un-inhabited (UI or building (B))	Name and Surname of each Person	Relation to Head of Family	Condition	Male	Female	Rank, Profession, or Occupation	
1	1 Charles St	1		Daniel Humphreys	Head	Mar	39		Shoemaker	Denbighshire Wrexham
				Robert do [ditto]	Brother	Un	37		Tailor	do
				John do	do	Un	32		Joiner	do
		1		Elizabeth Bell	Visitor	Mar		58	Farmer's Wife	Ireland
2	2 Charles St	1		John Powell	Head	Mar	36		Confectioner	Denbighshire Wrexham
				Martha do	Wife	Mar		40		Denbighshire Isacoed
				Ester Pearson	Niece	Un		18	Confectioner's Assistant	Flintshire Bangor
		1		Samuel Woolliscroft	Apprentice	Un	17		Confectioner's Apprentice	Flintshire Hawarden
3	3 Charles St	1		John Wallis	Head	Mar	38		Butter Merchant	Northamptonshire
				Ann do	Wife	Mar		30		Lincolnshire
				Charles do	Son		10		Scholar	Northamptonshire
				John do	Son		1			Cumberland
				Mary Ann do	Daur			2 mo		Denbighshire Wrexham
		1		Elizabeth Parslow	Serv	Un		19	House Servant	do
4	4 Charles St	1		Griffith Griffiths	Head	Mar	37		Baker	do Brymbo
				Ann do	Wife	Mar		33		do
				William G do	Son		8		Scholar	do
				John J do	Son		6		do	do
		1		Charles H do	Son		8 mo			do
271	5 Charles St	1		Ezekiel Mason	Head	Mar	39		Clothier	Lincolnshire
				Jane do	Wife	Mar		33		do
				Walter do	Son		10		Scholar	do
				Alfred C do	Son		5		Do	do
				Clara I do	Daur			1		Denbighshire Wrexham
				Ellen Williams	Serv	Un		22	House Servant	Denbighshire Llangollen

## Transcript of the 1891 Blaenavon Census, 217 - 223 Prince Street

SCHEDULE	ROAD, ST etc	NO or NAME	HOUSES	Inhabited	SURNAME	1ST NAME	RELATION TO	CONDITION	SEX	Age	OCCUPATION	BORN	CITY/TOWN	1. Deaf & Dumb, 2. Blind, 3. Lunatic etc	LANGUAGE	
217	Prince Street	5 (Victoria Hotel)	Inhabited		Price	Gwen	Head	S	F	74	Hotel Keeper	Carmarthen	Mottrey		Both	
					Williams	Rachel A	Assistant	S	F	30	Barmaid	Monmouthshire	Maescywmmer		Both	
continued from previous page																
217	Prince Street	5 (Victoria Hotel)	Inhabited		Williams	Mary J	Servant	S	F	13	General (Dom) Servant	Monmouthshire	Blaenavon		English	
					Brown	Geo(rge)	Lodger	S	M	61	Labourer at Steel Works	London			English	
					McCarthy	Daniel	Lodger	S	M	45	Tailor	London			English	
					Jackson	Wm (=William)	Lodger	S	M	38	Tailor		Liverpool		English	
					Fellows	Charles	Lodger	S	M	36	Tailor		Pudley	(ii) (=Blind)	English	
					Williams	Geo(rge)	Lodger	S	M	60	Plasterer		Cheltenham		English	
					Walby	Lewis	Lodger	S	M	68	Labourer at Iron Works	Breconshire			Both	
218	Prince Street	6	Inhabited	3	Rudge	Hy (=Henry)	Head	M	M	35	Engine Driver	Breconshire	Beaufort		English	
					Rudge	Emma	Wife	M	F	30		Monmouthshire	Blaenavon		English	
					Rudge	Thomas	Son	S	M	11	Scholar	Monmouthshire	Blaenavon		English	
					Rudge	Cordelia	Daughter	S	F	8		Monmouthshire	Blaenavon		English	
219	Prince Street	6	Inhabited	3	Llewelyn	James	Head	M	M	64	Timberer Colliery	Glamorgan			Both	
					Llewelyn	Ann	Wife	M	F	60		Gloucestershire	Bristol		English	
					Llewelyn	Kezia	Daughter	S	F	16		Monmouthshire	Blaenavon		English	
220	Prince Street	7	Inhabited	3	Daniel	Mary	Head	W	F	66		Monmouthshire	Blaenavon		Both	
					Daniel	Wm (=William)	Son	S	M	30	Boiler Maker	Monmouthshire	Blaenavon		Both	
221	Prince Street	8	Inhabited	3	Waters	Hy (=Henry)	Head	M	M	35	Coal Miner	Monmouthshire	Blaenavon		English	
					Waters	Mary A	Wife	M	F	33		Monmouthshire	Blaenavon		Both	
					Waters	Sarah J	Daughter	S	F	12	Domestic Services	Monmouthshire	Blaenavon		English	
					Waters	Rebekah	Daughter	S	F	11	Scholar	Monmouthshire	Blaenavon		English	
					Waters	Wm (=William)	Son	S	M	8	Scholar	Monmouthshire	Blaenavon		English	
					Waters	David Rd (=Richard)	Son	S	M	4	Scholar	Monmouthshire	Blaenavon		English	
					Waters	Louisa	Daughter	S	F	3	Scholar	Monmouthshire	Blaenavon		English	
					Waters	Florence	Daughter	S	F	on		Monmouthshire	Blaenavon		English	
222	Prince Street	9	Inhabited		Griffiths	John	Head	M	M	50	Sexton	Monmouthshire	Blaenavon		English	
					Griffiths	Elieth (=Elizabeth)	Wife	M	F	39		Monmouthshire	Blaenavon		English	
					Griffiths	Mary Jane	Daughter	S	F	10	Scholar	Monmouthshire	Blaenavon		English	
					Griffiths	William J	Son	S	M	7	Scholar	Monmouthshire	Blaenavon		English	
223	Prince Street	10	Inhabited	4	Brewer	William	Head	M	M	35	Engine Fitter Iron Works	Monmouthshire	Abergavenny		English	
					Brewer	Esther	Wife	M	F	45		Monmouthshire	Gardiffaith		English	
					Brimson	Pollie	Step Daughter	S	F	19		Monmouthshire	Blaenavon		English	
continued from previous page																
					James	Hannah	Sister in law	S	F	26		Monmouthshire	Blaenavon		Blind	English

# On Your Doorstep - Census Returns / Teachers' Notes

## Transcript of the 1891 Saundersfoot Census, 15 - 22 Railway Street

SCHEDULE	ROAD, ST etc	NO or NAME	HOUSES	No. of Rooms IKS	SURNAME	1ST NAME	RELATION TO	CONDITION	SEX	AGE	OCCUPATION	BORN	CITY/TOWN	1. Deaf & Dumb 2. Blind 3. Lunatic etc	LANGUAGE
15	Railway St	13	1		Read	Harry L	Head	M	M	40	Shipwright & Boat Builder	Berkshire	Reading		English
	Railway St				Read	Ada	Wife	M	F	42	Dressmaker before marriage	Pembrokeshire	Hill		English
	Railway St				Read	Elizabeth	Daur	S	F	19	Draper's assistant	Pembrokeshire	Saundersfoot		English
	Railway St				Read	Florence	Daur	S	F	18	Dressmaker	Pembrokeshire	Saundersfoot		English
	Railway St				Read	Eleanor	Daur	S	F	16	Telegraph & P.O. Clerk	Pembrokeshire	Saundersfoot		English
	Railway St				Read	Winnifred	Daur	S	F	14	Scholar	Pembrokeshire	Saundersfoot		English
	Railway St				Read	Gertrude	Daur	S	F	12	Scholar	Pembrokeshire	Saundersfoot		English
	Railway St				Read	Berkley	Son	S	M	9	Scholar	Pembrokeshire	Saundersfoot		English
	Railway St				Read	Reginald	Son	S	M	3		Pembrokeshire	Saundersfoot		English
16	Railway St	14	1		Rees	John	Head	M	M	55	Coal Miner	Pembrokeshire	St Issells		English
	Railway St				Rees	Catharine	Wife	M	F	55	Laundress	Pembrokeshire	Dale		Both
	Railway St				Rees	Margaret A.	Daur	S	F	25	Laundress' Assistant	Pembrokeshire	Saundersfoot		English
	Railway St				Rees	Thomas J.M.	Son	S	M	17	Grocer's Assistant	Pembrokeshire	Saundersfoot		English
17	Railway St	15	1		Owens	Thomas	Head	M	M	41	Labourer	Pembrokeshire	St Issells		English
	Railway St				Owens	Mary	Wife	M	F	40		Pembrokeshire	Amroth Parish		English
	Railway St				Owens	Margaret	Daur	S	F	14	Scholar	Pembrokeshire	Amroth Parish		English
	Railway St				Owens	Edith M.	Daur	S	F	11	Scholar	Pembrokeshire	Amroth Parish		English
	Railway St				Owens	Winnifred	Daur	S	F	6	Scholar	Pembrokeshire	Amroth Parish		English
	Railway St				Foster	Eugenie	Niece	S	F	8	Scholar	Pembrokeshire	Amroth Parish		English
18	Railway St	16	1	2	Jones	Rachel	Head	Widow	F	68	Labourer's Widow	Cardiganshire	Llandysul		Both
19	Railway St	17	1		Rees	Elizabeth	Head	Widow	F	62	Coal Miner's Widow	Pembrokeshire	Narberth		English
	Railway St				Davies	Charles	Son	S	M	22	Smith	Pembrokeshire	Saundersfoot		English
	Railway St				Davies	William	Nephew	S	M	9	Scholar	Pembrokeshire	Saundersfoot		English
20	Railway St	18	1		Rees	James	Head	M	M	77	Retired Farm Labourer	Pembrokeshire	Lampeter Velfry		Both
	Railway St				Rees	Mary	Wife	M	F	47		Pembrokeshire	Amroth		English
	Railway St				Rees	John J.	Son	S	M	7	Scholar	Pembrokeshire	St Issells		English
	Railway St				Rees	Mary A.	Daur	S	F	6	Scholar	Pembrokeshire	St Issells		English
21	Railway St	19	1		Shepherd	Clara	Head	Widow	F	57	Living on own means	Hertfordshire	Abbots Langley		English
22	Railway St	20	1		Graham	Thomas J.	Son	S	M	34	Seas Sailor	Pembrokeshire	St Issells		English

## Further Information - Local Archives

### Find your local archive below:

[Aberystwyth University Archives](#) archives@aber.ac.uk Tel: 01970 628593

[Anglesey Archives](#) archives@anglesey.gov.uk Tel: 01248 751930

[Bangor University Archives](#) archives@bangor.ac.uk Tel: 01248 382966

[Cardiff University, Special Collections and Archives](#) keelanp@cardiff.ac.uk Tel: 029 2087 5678

[Carmarthenshire Archive Service](#) archives@carmarthenshire.gov.uk Tel: 01267 228232

[Ceredigion Archives](#) archives@ceredigion.gov.uk Tel: 01970 633697/633698

[Conwy Archives Service](#) archifau.archives@conwy.gov.uk Tel: 01492 577550

[Denbighshire Record Office](#) archives@denbighshire.gov.uk Tel: 01824 708250

[Flintshire Record Office](#) archives@flintshire.gov.uk Tel: 01244 532364

[Glamorgan Archives](#) glamro@cardiff.gov.uk Tel: 029 2087 2200

[Gwent Archives](#) enquiries@gwentarchives.gov.uk Tel: 01495 353363

## Further Information - Local Archives

**Gwynedd Archives, Caernarfon** archives.caernarfon@gwynedd.gov.uk Tel: 01286 679095

**Gwynedd Archives, Meirionnydd** archives.dolgellau@gwynedd.gov.uk Tel: 01341 424 682

**Neath Antiquarian Society Archives** westglam.archives@swansea.gov.uk Tel: 01639 620139

**Pembrokeshire Record Office** record.office@pembrokeshire.gov.uk Tel: 01437 775456

**Powys Archives** archives@powys.gov.uk Tel: 01597 826088

**Swansea University Archives** archives@swansea.ac.uk Tel: 01792 295021

**University of Wales, Trinity St David Archives** rodericbownlibrary@tsd.ac.uk Tel: 01248 38296

**West Glamorgan Archive Service, Swansea** westglam.archives@swansea.gov.uk Tel: 01792 636589

**Wrexham Archives and Local Studies Service** archives@wrexham.gov.uk Tel: 01978 297480

**You can find more resources online, at archives, local record offices and museums.**

Find your local archive or record office @ <http://www.archiveswales.org.uk/>

Find your local museum @ <http://www.culture24.org.uk/places+to+go/wales>

The National Library of Wales @ <http://www.llgc.org.uk>

People's Collection Wales @ [www.peoplescollectionwales.co.uk](http://www.peoplescollectionwales.co.uk)

RCAHMW @ <http://www.rcahmw.gov.uk>

Coflein @ <http://www.coflein.gov.uk/>